



TEACH Presents:
An Introduction to
DSCBA's Low Tech Library

Elizabeth Lewis, Director of Education

Elizabeth@dscba.org



Today, we'll talk about...



The importance of communication



AAC (Augmentative & Alternative
Communication)



Navigating DSCBA's new "low-tech"
library



We ALL Need to Communicate!



Expressive/receptive communication and processing challenges can make it more difficult for individuals with Ds to effectively convey thoughts, feelings and ideas, meaningfully participate with adults and peers, and navigate the world around them.



Limited or no means to communicate = anxiety, frustration, withdrawal, non-compliance, and other behaviors.



When expressive language isn't giving an individual access to meaningful communication, we must look for alternative methods!


AAC Defined

Augmentative – *To add to, make greater, expand, increase*

Alternative – *Different*

Communication

No Tech – Communication with Your Body



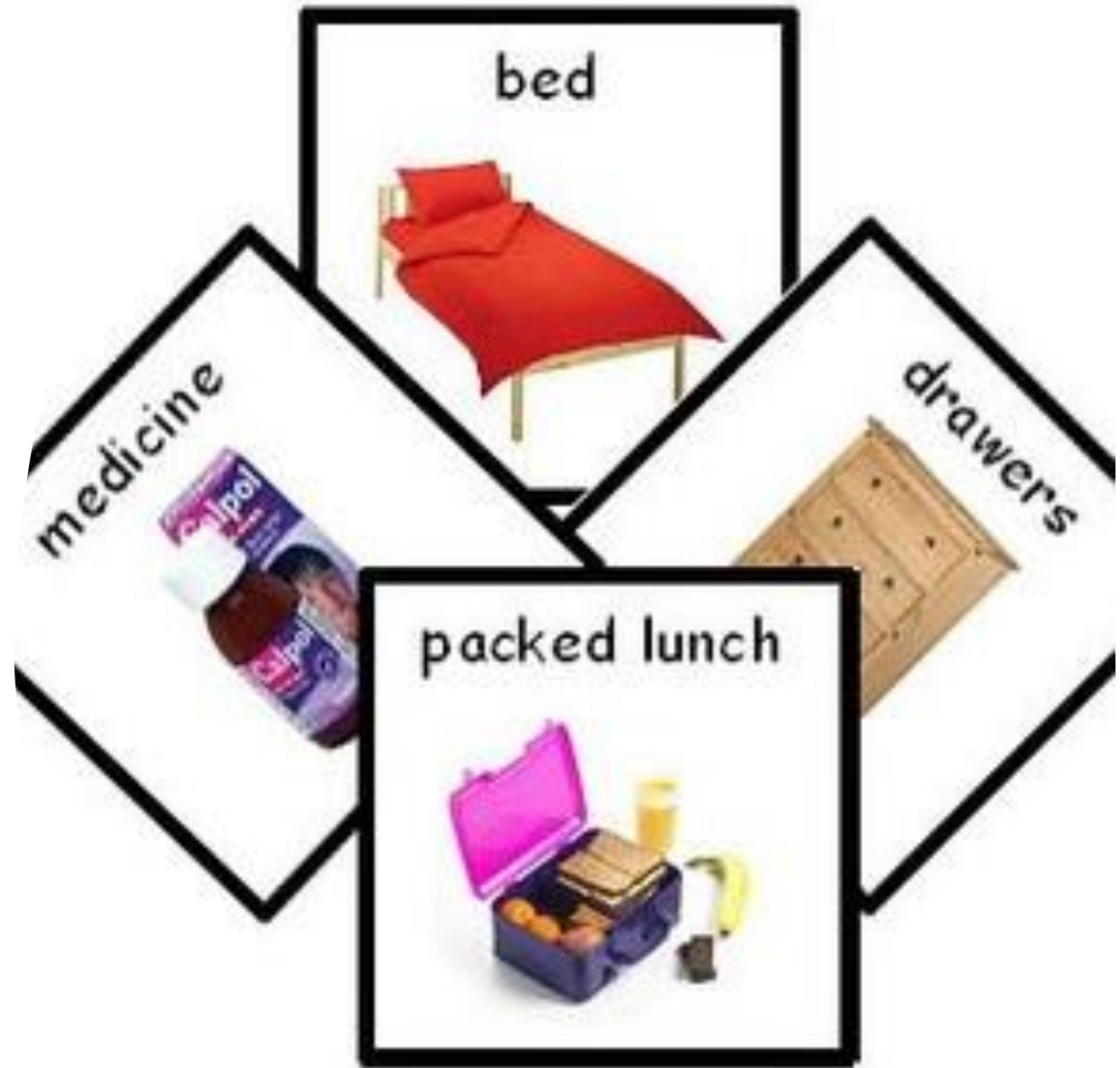
Expressive speech



Sign language

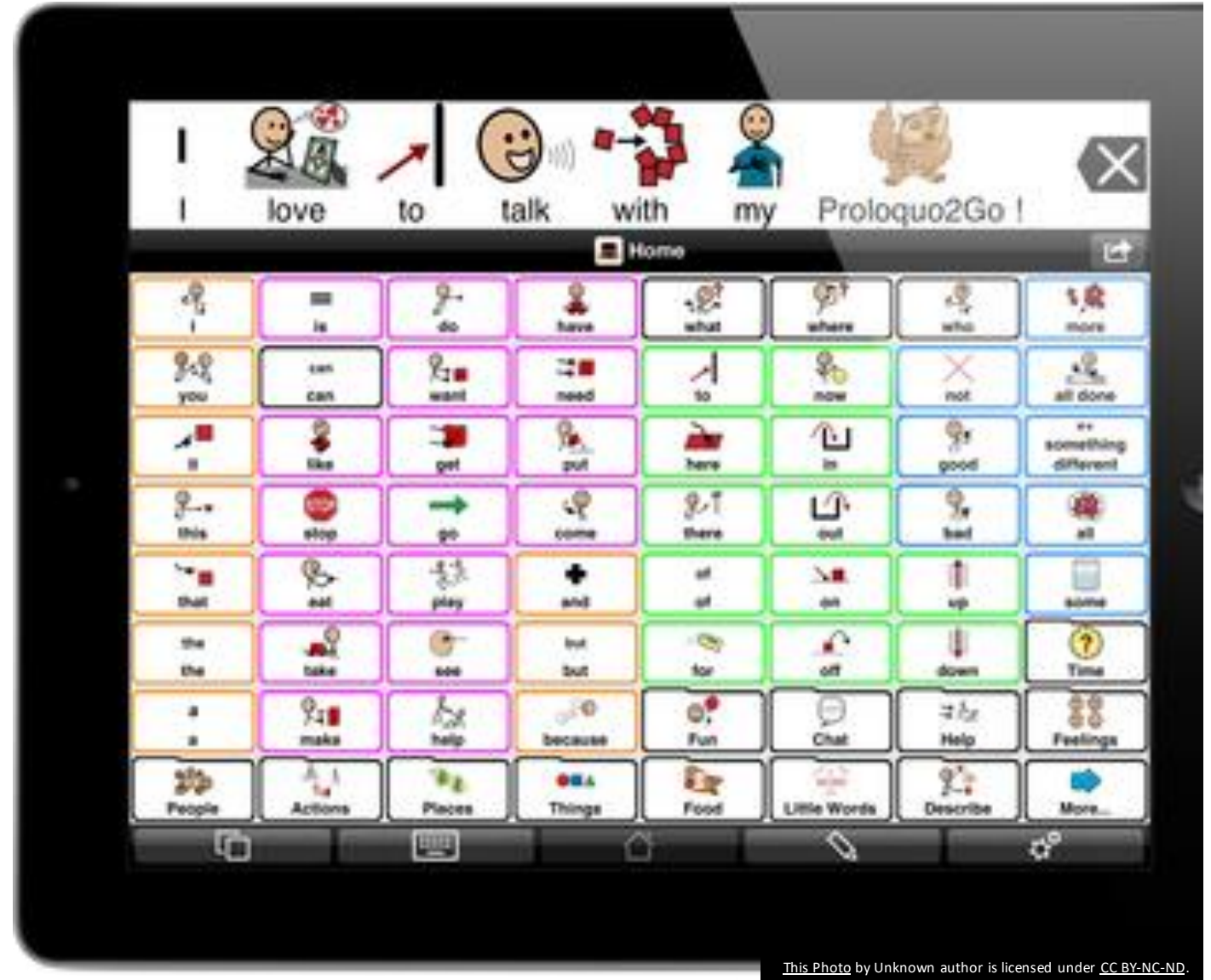
Low-Tech

- Does not involve electronics
- Ex: PECS



High-Tech

- Complex electronic device
- Ex: iPad with customized communication system



Benefits of Low-Tech

Can help facilitate early implementation of AAC

Low cost

Portability

Customizable

Easy for adults and peers to model and use – increases participation and inclusion across environments

A Holistic Approach to Improving Communication



Customizable visual content



Links to resources to educate individuals who are new to AAC



Links to activities, videos, and songs that give you a chance to put it into practice

Website Navigation:

The screenshot shows the website's header with a teal background. On the left, there is a 'Quick Links' button and a 'NEWS' icon. In the center, the logo features a heart with stars and a hand, with the text 'Down Syndrome Connection of the Bay Area' and the tagline 'Empower - Inspire - Support'. On the right, there is a 'Select Language' dropdown menu and a 'Donate' button. Below the header is a purple navigation bar with links for 'About', 'Programs', 'Adults', 'Medical Outreach', 'Education', 'Get Involved', 'Resources', 'Events', 'Español', and a search icon. The main content area has a purple background. On the left, there is a featured article titled 'Presenting Ability Awareness in Bay Area schools opens doors to new friendships and allows us to demonstrate that "we are ALL more alike than different".' Below the title is a sub-headline: 'Dispelling myths and providing accurate information about Down syndrome creates acceptance.' and a 'Ability Awareness Program' button. On the right, there is a vertical menu with the following items: 'DSEA', 'DSEA Resources', 'Ability Awareness', 'IEP Tools', 'Inclusion Resources', 'Augmentative Alternative Communication' (highlighted in purple), and 'Dual Diagnosis: Down Syndrome and Autism'. To the right of the menu is a photograph of a woman sitting on the floor with a group of children in a classroom setting.

- Go to dscba.org
- Click on Education Tab
- Choose "Augmentative Alternative Communication"

Low-Tech Library

1. Find a board and print! Select the pdf file, download it to your device and print.
2. Customize. Did you find a board that will work but needs a little personalization such as pictures, names, etc.? Customization of a board can be requested by submitting this form:



Inventory

A screenshot of a website titled "Low Tech Communication Boards" by the Down Syndrome Connection of the Bay Area. The page is divided into six columns: Terminology, Choice Boards, Visual Schedules, Core Boards, Activities, and Literacy. Each column contains a list of boards with descriptions, icons, and links. At the bottom of the page, there is a white cursive text "Explore our inventory" followed by a white arrow pointing to a blue button that says "Please Click Here!".

Down Syndrome Connection of the Bay Area 14

Low Tech Communication Boards

Down Syndrome Connection of the Bay Area

Terminology	Choice Boards	Visual Schedules	Core Boards	Activities	Literacy
Customize The boards highlighted in blue can be customized in order to personalize the board to include pictures or symbols that may be more appropriate or specific for your child. Click on the customize button icon and fill out the request form to indicate the location on the board of the symbols you would like to replace (symbol row # column #) and include a description of the new symbols or photos you would like to include. You may include your own photographs with your request. A staff member from Down Syndrome Connection of the East Bay will respond to your request and complete the customization.	Snack Time (Icons) Description: vocabulary related to snack time including proteins, verbs, nouns and descriptors, customizable Icons: PCS Location #: 15 Boardmaker Online link Activity Links: University of Florida Visual Supports Video Parent Coaching: Integrating a Communication Board Choice Boards	Washing Hands Description: sequential steps for washing hands, customizable Icons: PCS Location #: 6 Boardmaker Online link Activity Links: How to Use Visual Schedules with Your Special Needs Child Visual Schedules 411 Myths about Visual Schedules University of Florida Visual Supports Video	Core 12 Description: core vocabulary board, customizable Icons: PCS Location #: 12 Boardmaker Online link Activity Links: Aided Language Stimulation Explained How to Use a Communication Board to Get Your Child Talking Green Eggs and Ham-Using AAC for "like"/"don't like" Learning with Motor Clay, CORE WORD- "GFEN" Core Vocabulary Activities	Getting A Haircut Description: communication board for getting a haircut Icons: PCS Location #: 24 Boardmaker Online link Activity Links: Haircuts for Children With Sensory Processing Disorders Autism and Getting a Haircut	Reading A Book Description: core vocabulary for reading a book Icons: PCS Location #: 12 Boardmaker Online link Activity Links: Shared Reading with Core Vocabulary Yes Hop on Pop-Full AAC Literacy Lessons for Beginning AAC Learners

Explore our inventory → Please Click Here!

Key Components



Legend of "need to know info" to help you navigate the library and maximize your experience – PLEASE READ



Access to hundreds of printable pictures, communication boards, visual schedules, social stories, and behavior charts



Activity links to dozens of songs, videos, and helpful websites



Access to boardmaker online, which allows those with subscriptions the ability to customize



Customization support from DSCBA's AAC Team

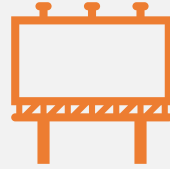
-Song link

-Video Link

-Customize form

-Helpful website

Customization



Customize instantly with Boardmaker subscription



Request customization by clicking on hammer icon and completing online form

DSCBA's Amazing AAC Team

- Kati Skulski – SLP, AT/AAC Specialist
- Reeni Kraft – SLP, AT/AAC Specialist
- Amanda Roberson – AAC & Communications Tech, Librarian

Remember...

- It may look overwhelming, but there's a pattern! It just takes a little getting used to.
- Have fun and explore! There are a lot of great resources on this page, so take your time and focus on what is pertinent to your life, your child/student, etc.
- Provide feedback – we're always looking for ways to improve our services.
- Share with your education team!
- Reach out to DSCBA with any questions or concerns. We're here to support YOU!